

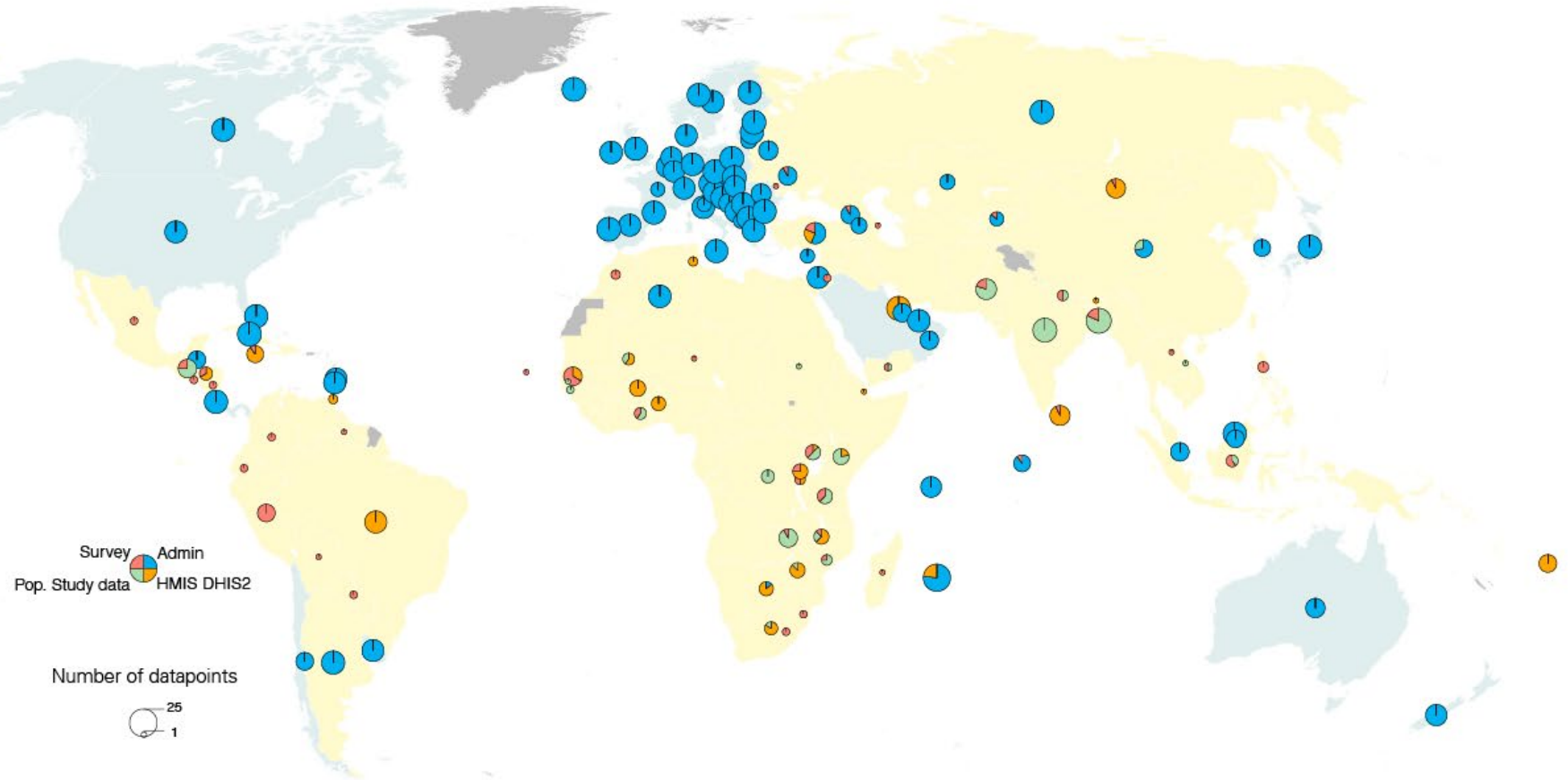
A Neglected Tragedy: The global burden of stillbirths



Substantial data gaps

62 countries have no stillbirth data or quality data available

Almost half (44%) of countries in sub-Saharan Africa have no stillbirth data or quality data available



Enormous loss

48 million babies were stillborn in the past two decades

Nearly **2 million**
babies are stillborn
every year

Nearly **164,000**
every month

Nearly **5,400**
every day

Over **200**
every hour

Nearly **4**
every minute

1
every
16 seconds

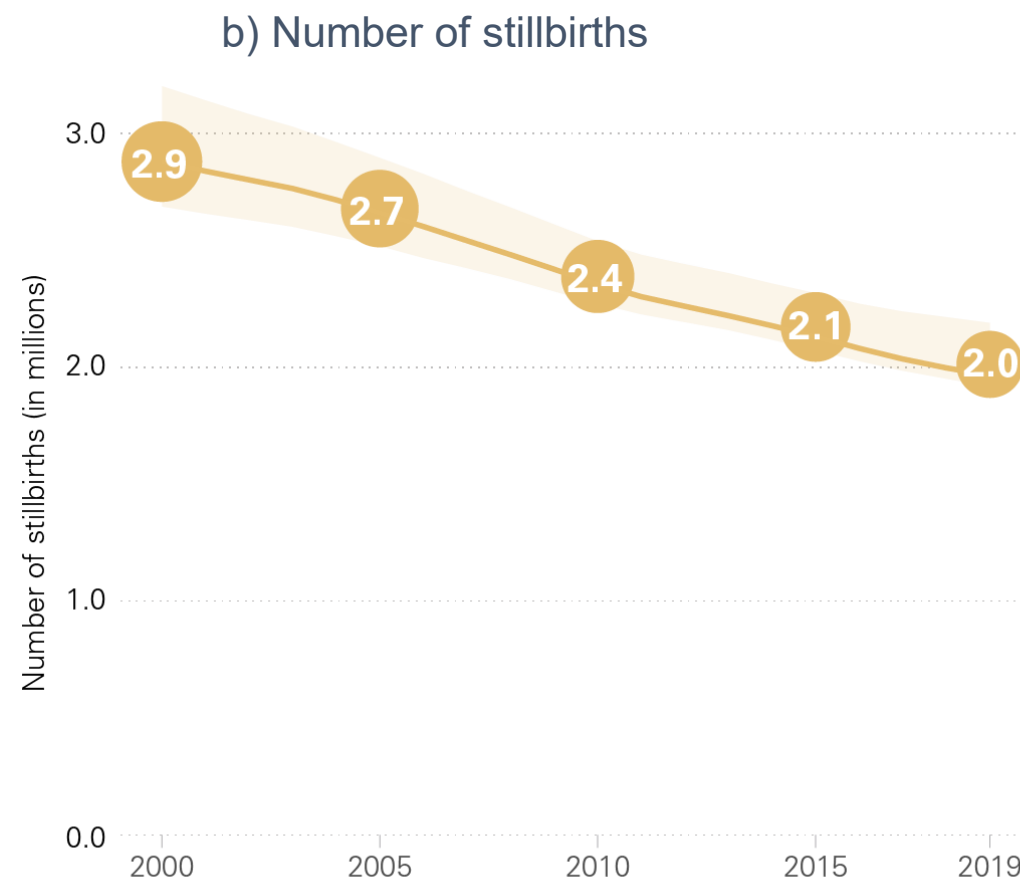
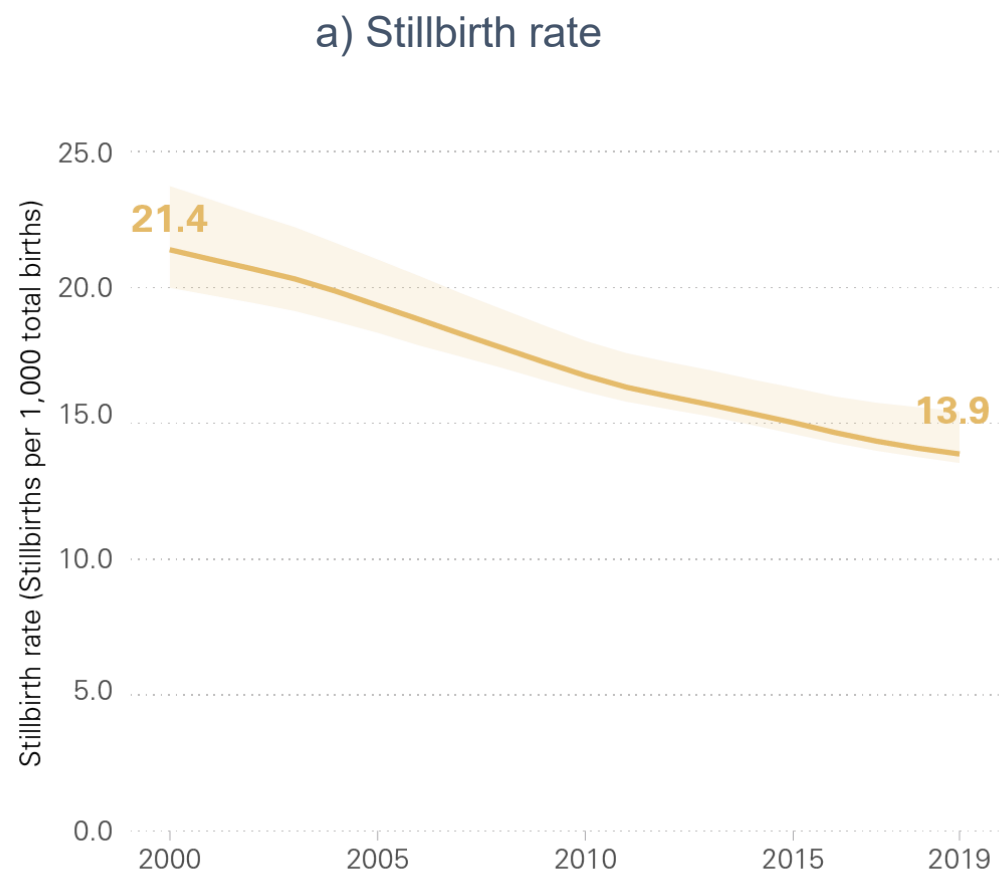
Unnecessary
Unseen
Unrecognized
Uncounted
Unprioritized
Underfinanced

Taboo
Stigma
Misconception

Trends

Globally, nearly 2 million babies are stillborn every year

Global stillbirth rate and number of stillbirths, 2000-2019



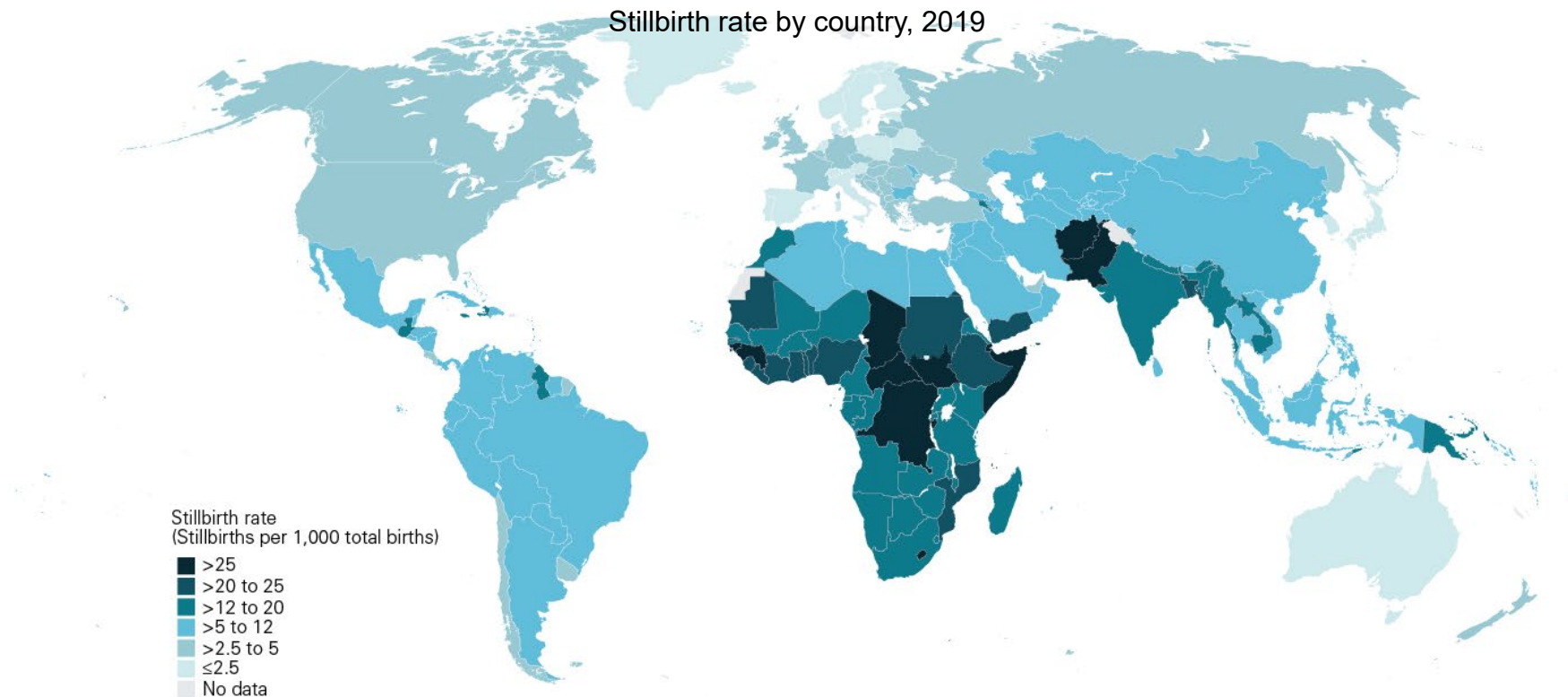
Large disparities

Sub-Saharan Africa and Southern Asia account for **3/4** of global stillbirths

1 in 46 babies is stillborn in Sub-Saharan Africa

1 in 321 in Europe, Northern America, Australia and New Zealand

A **23-fold difference** in the stillbirth rates across countries

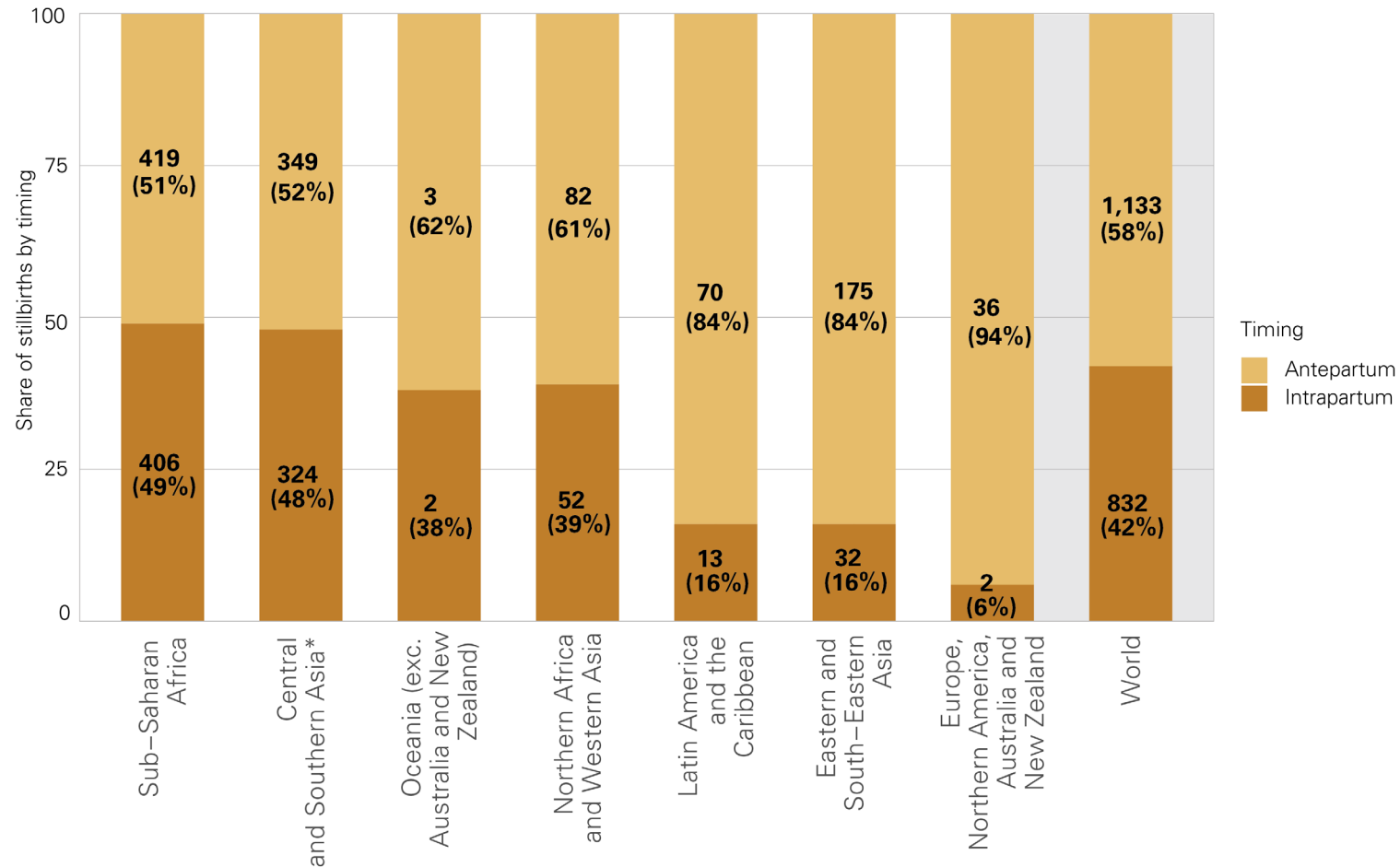


Lack of data at subnational level obscures marginalized populations

Timing

Almost half of stillbirths occur during labour

Proportion of intrapartum and antepartum stillbirths in 2019 (%)



Slow progress

Progress is slower than in child mortality



Annual rate of reduction (ARR) in stillbirth rate, 2000–2019
2.3%



ARR in under-five mortality rate, 2000–2019
3.7%

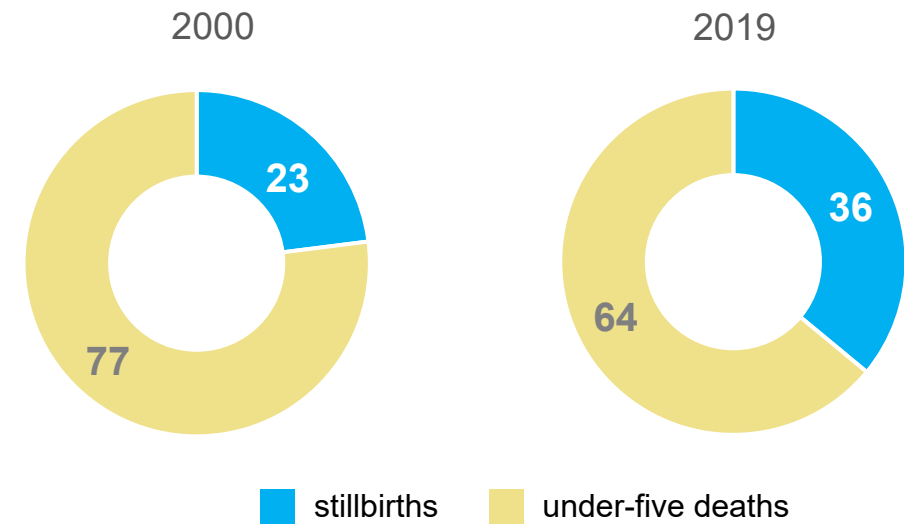


ARR in stillbirth rate


2000–2009	2010–2019
2.4%	2.1%

Stillbirths are an increasingly important global public health problem

Share of stillbirths out of total stillbirths and under-five deaths (%)




COVID-19 pandemic threatens additional lives



An additional 200,000 stillbirths could be born over 12 months due to severe health service disruptions (around 50 per cent), in 117 LMICs.



Even before the pandemic, few women received timely and high-quality care to prevent stillbirths in LMICs.



In half countries analyzed, only 2 to 50 per cent of pregnant women received key interventions that could prevent stillbirths.



Coverage for assisted vaginal delivery, is estimated to reach less than half of pregnant woman

Progress is possible



With sound policy, investment and programs, 14 countries – including 3 low- and lower-middle income countries (Cambodia, India, Mongolia) – cut their stillbirth rate by more than half (2000-2019)



Most stillbirths are preventable with life-saving interventions and high-quality health care



Over 40% of stillbirths occur after the onset of labour

Urgent action

We must do better and faster



20 million babies are projected to be stillborn in the next decade, if trends observed between 2000 and 2019 in reducing the stillbirth rate continue



56 countries are at risk to miss the ENAP target of 12 or fewer stillbirths per 1,000 total births by 2030

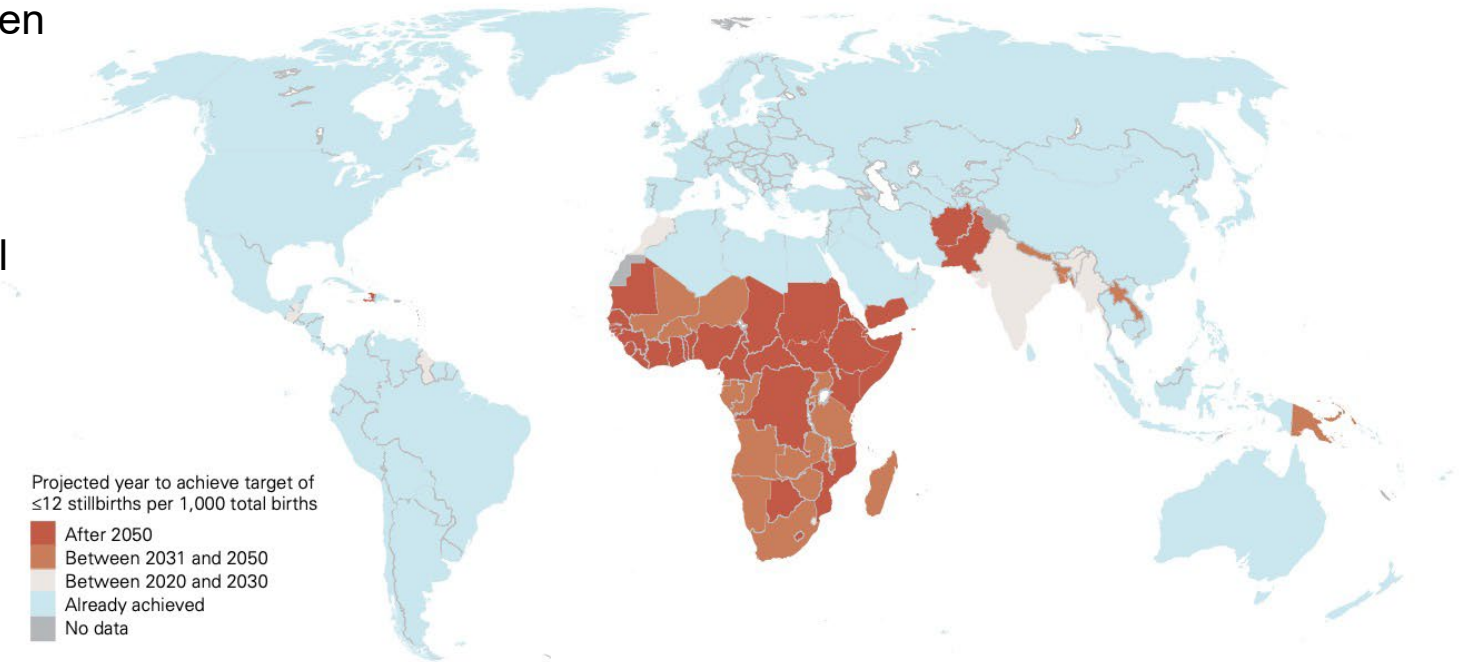


34 countries will only meet the ENAP stillbirth target after 2050



45 countries need to more than double their progress in reducing stillbirths in order to achieve the ENAP target


Projected year to achieve the 2030 stillbirth target



Note: Map does not reflect a position by UN IGME agencies on the legal status of any country or territory or the delimitation of any frontiers.

More information available at:

UN IGME stillbirth report



UN IGME data portal – www.childmortality.org


UN IGME UN Inter-agency Group for Child Mortality Estimation

HOME DATA ANALYSIS REPORTS METHODS ABOUT


STILLBIRTH AND CHILD MORTALITY ESTIMATES

The latest, most reliable data and estimates of stillbirth and child mortality rates for each country based on the research of the United Nations Inter-agency Group for Child Mortality Estimation. Read the latest report on [stillbirths](#) and latest report on [child mortality](#).

UPDATES

 UN IGME: A baby is stillborn every 16 seconds

NEW YORK, 8 October 2020 – UN IGME releases its first ever report on stillbirth estimates up to the year 2019. Explore the latest [estimates](#) and read the 2020 [UN IGME stillbirth report](#).



MOST RECENT STILLBIRTH, CHILD AND ADOLESCENT MORTALITY ESTIMATES

Select indicator: Stillbirth rate

Select country: Select a country

Reset zoom





THANK YOU!

UNICEF

On behalf of



IGME

unicef 
for every child